



FLOOR: BEIGE CHIARO 26,5x180

Just Venice

GRES FINE PORCELLANATO AD IMPASTO COLORATO

COLORBODY FINE PORCELAIN STONEWARE
GRES CÉRAME TEINTÉ DANS LA MASSE
FEINSGEINZEUG MIT EINGEFÄRBTEN SCHERBEN
GRES PORCELÁNICO MASA COLOREADA
ОКРАШЕННЫЙ ПО ВСЕ ТОЛЩИНЕ КЕРАМОГРАНИТ
彩色坯体瓷质玻化上釉砖



TECNOLOGIA AD ALTA DEFINIZIONE
HIGH-DEFINITION TECHNOLOGY

MOSAICI E DECORI



2 SUPERFICI (NATURALI)

NATURAL SURFACES
SURFACES NATURELLES
NATÜRLICHE OBERFLÄCHEN
SUPERFICIES NATURALES
НАТУРАЛЬНАЯ ПОВЕРХНОСТЬ
天然表面



R10-R11

R10 GRUPPO B (INDOOR)

DCOF > 0,42
ASTM C1028 > 0,60
BCRA W.D. > 0,40
PTV FOUR 6 W.D. > 0,36

R11 GRUPPO B (OUTDOOR)

DCOF > 0,42
ASTM C1028 > 0,60
BCRA W.D. > 0,40
PTV FOUR 6 W.D. > 0,36



26,5x180
10¹/₂"x72"



16x100
6"x40"



BEIGE CHIARO V3 ISO 5



BEIGE SCURO V3 ISO 4



ROVERE CHIARO V3 ISO 5



ROVERE SCURO V3 ISO 4




GRIGIO CHIARO V3 ISO 5



GRIGIO SCURO V3 ISO 4

Just Venice





Just Venice



FLOOR: GRIGIO CHIARO 26,5x180 - GRADONE GRIGIO SCURO 120x4x32 - BATTISCOPA MOLATO 8x100



FLOOR: GRIGIO SCURO 26,5x180

Just Venice



FLOOR: ROVERE SCURO 26,5x180



Just Venice



FLOOR: GRIGIO CHIARO 16x100 OUTDOOR



FLOOR: BEIGE CHIARO 16x100 OUTDOOR

Just Venice



BEIGE CHIARO

BEIGE SCURO



26,5x180
10¹/₂"x72"



16x100
6"x40"



16x100
6"x40"
OUTDOOR 9 MM



BEIGE CHIARO
BEIGE SCURO

51100
51102

51200
51202

51210
51212



ROVERE CHIARO



ROVERE SCURO




26,5x180
10¹/₂"x72"



16x100
6"x40"



16x100
6"x40"
OUTDOOR 9 MM



ROVERE CHIARO
ROVERE SCURO

51101
51103

51201
51203

51211
51213

Just Venice



GRIGIO CHIARO

GRIGIO SCURO





26,5x180
10^{1/2}"x72"




16x100
6"x40"



16x100 
6"x40"
OUTDOOR 9 MM

	GRIGIO CHIARO	51104	51204	51214
	GRIGIO SCURO	51105	51205	51215

MOSAICI E PEZZI SPECIALISPECIAL TRIMS . PIECES SPECIALES . SONDERSTÜCKE
PIEZAS ESPECIALES . СПЕЦИАЛЬНЫЕ ИЗДЕЛИЯ . 特别装饰MOSAICO LISTELLATO 26,5x26,5
1.MOSAICO INTRECCIO 26,5x26,5
2.GRADONE 120x32x4
3.

		MOSAICO LISTELLATO 26,5X26,5	MOSAICO INTRECCIO 26,5X26,5	BATTISCOPA MOLATO 8x100	GRADONE 120x32x4	GRADONE 120x32x4	ELEMENTO "L" 100X32X4	PROFILI OTTONE	PROFILI ACCIAIO
	BEIGE CHIARO	51180	51190	ML51200	51150	51160 DX 51170 SX	51260	119863 1x80 26231 1x60	119862 1x80 26230 1x60
	BEIGE SCURO	51182	51192	ML51202	51152	51162 DX 51172 SX	51262	119861 0,5x80 26236 0,5x60	119860 0,5x80 26235 0,5x60
	ROVERE CHIARO	51181	51191	ML51201	51151	51161 DX 51171 SX	51261		
	ROVERE SCURO	51183	51193	ML51203	51153	51163 DX 51173 SX	51263		
	GRIGIO CHIARO	51184	51194	ML51204	51154	51164 DX 51174 SX	51264		
	GRIGIO SCURO	51185	51195	ML51205	51155	51165 DX 51175 SX	51265		

IMBALLI . PACKING . CONDITIONNEMENT . VERPACKUNGSEINHEITEN . EMBALAJES . УПАКОВКА . 包裝

EN 14411/G Bla

FORMATO SIZE	SPESSORE THICKNESS	PZ/SCAT. PCS/BOX	MQ/SCAT. SQM/BOXT	KG/SCAT. KG/BOX	SCAT./PAL BOX/PAL	MQ/PAL SQM/PAL	KG/PAL
PAVIMENTO 26,5x180	9 mm	3	1,431	30,60	42	60,10	1285,20
PAVIMENTO 16x100 VERSIONE G	9 mm	7	1,120	21,20	64	71,68	1356,80
BATTISCOPA MOLATO 8x100	-	4	4,00 ML	7,36	-	-	-
GRADONE 120x32x4	-	2	-	22,85	-	-	-
GRADONE ANGOLARE 120x32x4	-	1	-	13,00	-	-	-
ELEMENTO "L" 100x32x4	-	2	-	16,00	-	-	-
MOSAICO LISTELLATO 26,5x26,5	-	4	-	6,70	-	-	-
MOSAICO INTRECCIO 26,5x26,5	-	4	-	9,20	-	-	-
PROFILI METALLO 0,5x60 - 1x60	-	6	3,60 ML	2,70	-	-	-
PROFILI METALLO 0,5x80 - 1x80	-	6	4,80 ML	3,00	-	-	-

I DATI RELATIVI A IMBALLAGGI E PESI POSSONO SUBIRE DELLE VARIAZIONI /
INFORMATION AND DETAILS RELATED TO PACKAGING AND WEIGHT ARE SUBJECT TO CHANGE